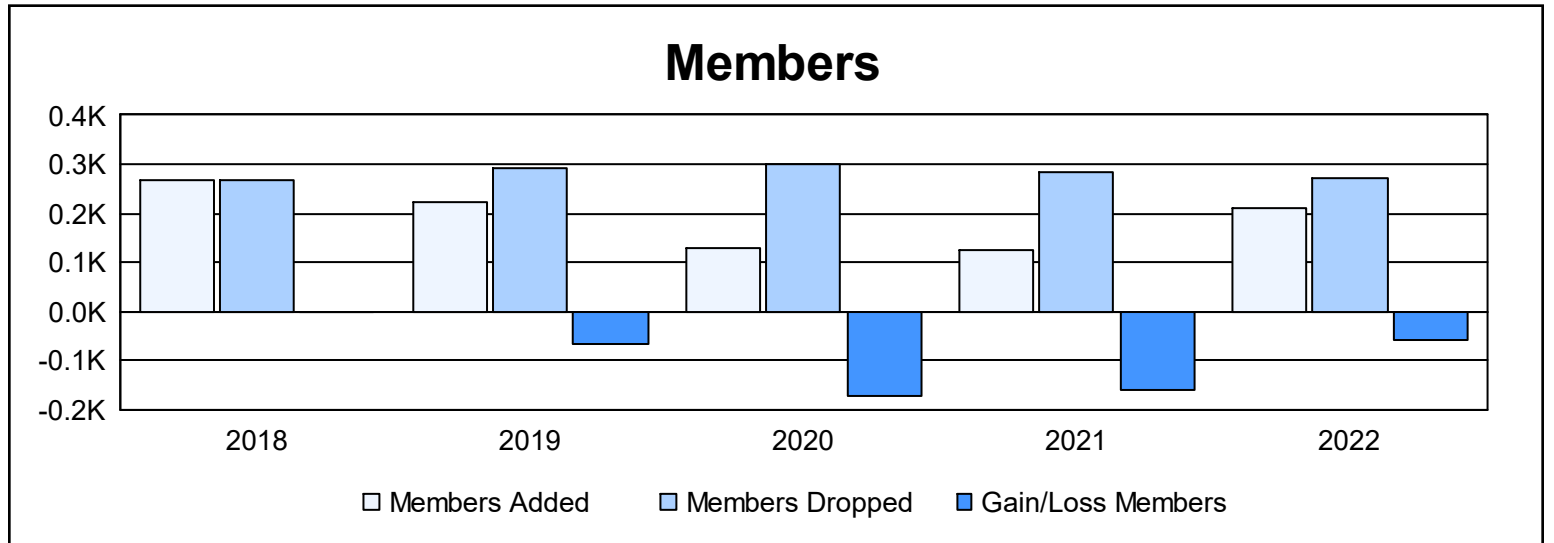
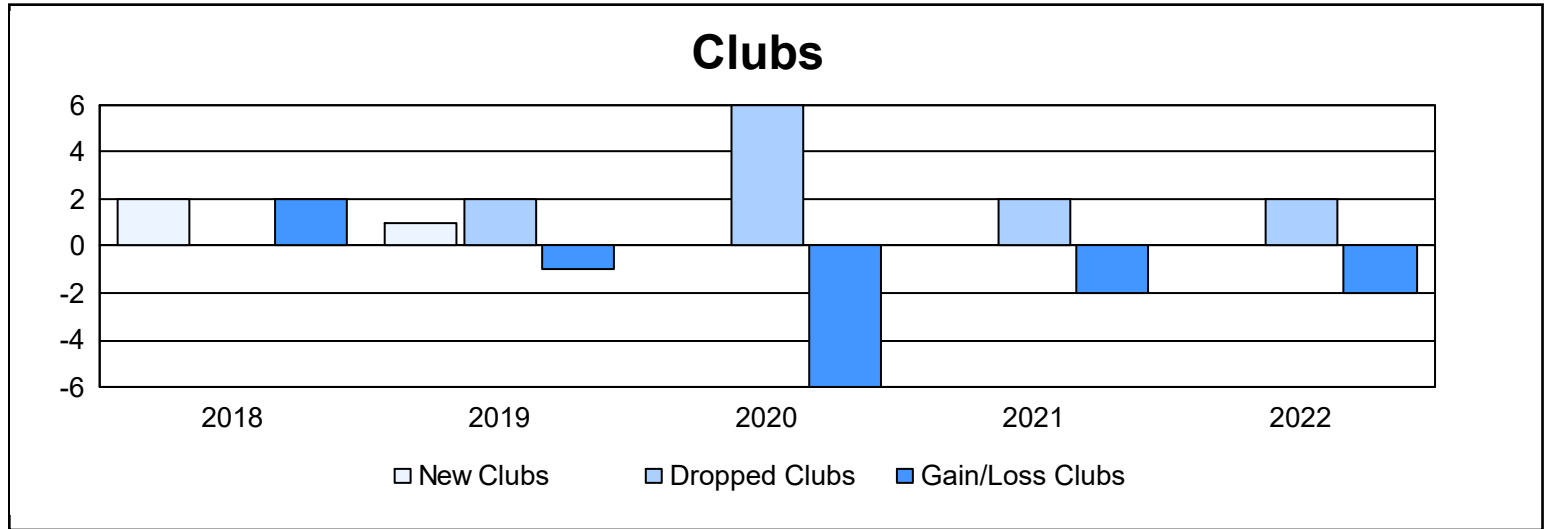
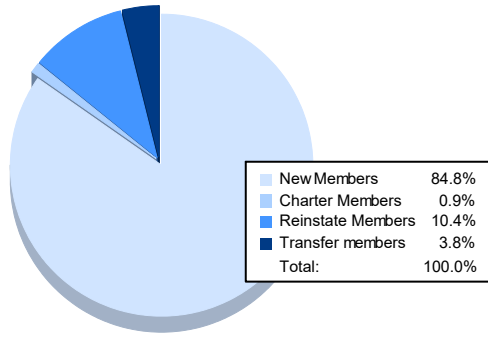


Year	New Clubs	Dropped Clubs	Gain/ Loss Clubs	New Members	Charter Members	Reinstate Members	Transfer Members	Total Member Added	Total Members Dropped	Gain/ Loss Members
2017-2018	2	0	2	184	58	14	10	266	269	-3
2018-2019	1	2	-1	169	32	5	18	224	290	-66
2019-2020	0	6	-6	98	11	3	18	130	301	-171
2020-2021	0	2	-2	94	1	3	26	124	283	-159
2021-2022	0	2	-2	179	2	22	8	211	270	-59
<b>Average</b>	<b>1</b>	<b>2</b>	<b>-2</b>	<b>145</b>	<b>21</b>	<b>9</b>	<b>16</b>	<b>191</b>	<b>283</b>	<b>-92</b>



### Membership Composition June 2022 Cumulative



### Gender Composition June 2022 Cumulative

